



Carex Health Brands



**Mobility & Comfort for
your active lifestyle**

Carex Health Brands • Sioux Falls, SD • www.carex.com
Phone 800.526.8051 • 42-A22200-04 ©2012




Rolling Walker

Provides added stability while walking



1 Part Check



2 Handles



1 Backrest



6 Hand screws



2 Front wheels



2 Rear wheels



6 Bolts with plastic washers

Note: actual items may vary slightly from what is shown.

6 Installing Backrest





5 Adjusting the handles

2 Front wheel assembly





3 Rear wheel & brake assembly



Brake Assembly



4 Unfolding walker & installing handles



Handle brakes lock for safety.

1. Squeeze handle to brake
2. Press handle down to engage lock