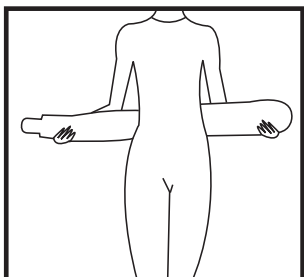
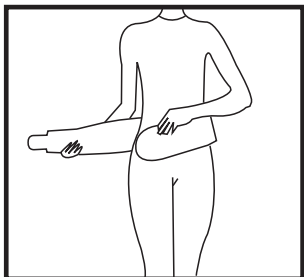


Expander Max™

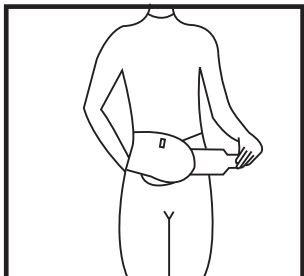
PATIENT FITTING INSTRUCTIONS



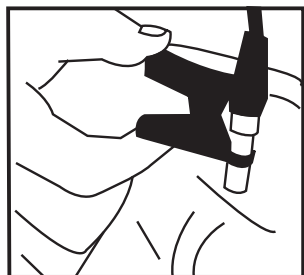
1 Before applying the brace, deflate before every use. Turn air release valve counter-clockwise to deflate. Once deflated, turn valve clockwise to lock. Place Expander Max brace around your waist and center the back plastic panel on your back.



2 Align front plastic panel on your abdomen and press firmly with your left hand.



3 Pull right side of soft panel with velcro® snug over the left velcro attachment.



4 Proceed to connect the Hand Air Pump to the air intake valve. Proceed to use Hand Air Pump to inflate brace by pumping until the gauge reaches green-yellow area (10-14 psi). Do not exceed to red area to prevent damage to the brace. Detach Hand Air Pump from valve and Expander Max is ready to wear.

Care & General Guidelines

Remove plastic front and back panels. Deflate completely and turn the air release valve clockwise tightly to shut off and prevent water from entering the brace. Place Expander Max in the mesh laundry bag included to prevent damage. Use neutral detergent and select light cycle. When drying, do not expose to direct heat (heater or sunlight); air dry. Never iron or dry clean. If not rinsed well after washing, residual soap may cause skin irritation and product deterioration. It is not uncommon for your body to change size under the spinal brace, because of the compression of the brace and because of a reduction in post-surgical swelling. If you change enough in size that you can no longer achieve good compression, see your practitioner for a follow-up visit to resize or replace your brace. Your practitioner knows your medical status and is using the spinal brace as one part of your total care. It is important to follow his or her instructions exactly, even if they differ from some of the preceding guidelines.

WARRANTY: The warranty on the Expander Max is free repair or replacement for manufacturer's defects within 90 days of the date fitted.



©Copyright ©2006 Velcro Industries B.V. All rights reserved. Velcro Industries B.V. VELCRO® and VELCRO with the FLYING-V® (DESIGN) are registered trademarks of Velcro Industries B.V.

SIZE: **SM** (26-28) **MD** (29-32) **LG** (33-35) **XL** (36-38) **2X** (39-41) **3X** (42-44) **4X** (45-48) **5X** (48-51)

Ph: 888-982-8181 • Fx: 877-288-4197 • email: sales@optecusa.com • www.optecusa.com