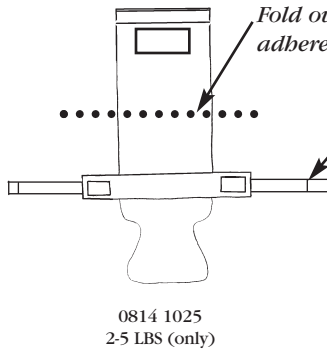


DANNY SLING

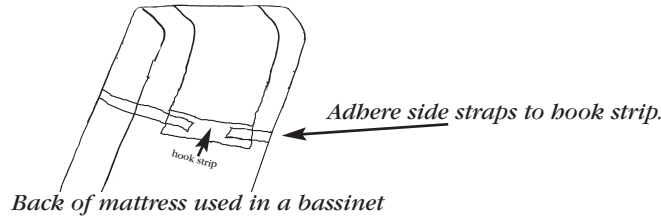
Designed for infants suffering from Gastro-Esophageal Reflux



APPLICATION INSTRUCTIONS BASSINET

1. Fold and adhere the side straps located down at the hip level to the hook strip.

** Consult with your health care provider for proper recommended infant position.
See application instruction #2 to proceed to place baby in sling.*



APPLICATION INSTRUCTIONS FULL SIZE CRIB

1. Elevate the mattress to the desired angle. Recommended angle 30° - 45° (35° angle is average). Evenly place the Danny Sling on top of your crib sheet. Make sure it is smooth and lays flat without any wrinkles. Secure the top ties to the head rail or corner post. Secure the side ties to the mattress springs (figure 1). This helps ensure that the baby will not become entangled.

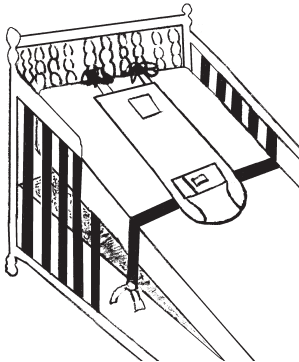


Figure 1

2. Open the rib band (large 3" wide webbing) (figure 2). Place baby on the Danny Sling*. Place the crotch piece between baby's legs so the top of the crotch piece lines up at the bottom of the arm pit (figure 3). Place the left side of the rib band on loop velcro (figure 4). Take the right side of rib band and place on loop velcro, for a snug fit (figure 5). A snug fit, only one finger width between the baby and the rib belt, will help keep the baby from slipping.
3. If the baby is too long to secure the rib band properly (below the arm pits) snip with a scissors the basted stitches near the crotch seam. Be careful not to open the actual seam. This will lengthen the sling for a longer baby. For safety purposes, please remove basted stitches while baby is not in Danny Sling.

***Note:** Please consult your physician for proper treatment and instruction prior to using the Danny Sling.*

***Note:** A proper size and fit is essential for comfort and safety.*

** Consult with your health care provider for proper recommended infant position.*

WASHING INSTRUCTIONS: Machine wash in cold water. Adhere hook and loop before washing. Line/Air dry recommended.

Reorder No.	Description	Weight
0814 1025	Danny Sling	2 - 5 pounds
0814 1509	Danny Sling	5 - 9 pounds
0814 1018	Danny Sling	10 - 18 pounds

U.S. Patent #D281833, U.S. Patent #D349961

BIRD & CRONIN INC.

Designers and Manufacturers of Quality Medical Products

Designers and Manufacturers of Quality Medical Products

1200 Trapp Road • Eagan, Minnesota USA 55121

651/683-1111 • Fax 651/688-9855 • 800/328-1095 • Fax 800/279-7934

e-mail sales@birdcronin.com • www.birdcronin.com

©2009 Bird & Cronin, Inc. All Rights Reserved - 10001025