





NEW



College Park designs and manufactures a full line of anatomically correct, custom built prosthetic solutions. College Park is ISO 13485 certified with an extensive focus on quality testing, and proudly sources and produces all products entirely in the USA. With precise engineering and quality manufacturing, College Park is committed to innovating human locomotion solutions for users all over the world.




college park
 TECHNOLOGY *for the* HUMAN RACE
 800.728.7950 | 586.294.7950 | www.college-park.com

   
 1078 LIT BRO OR 220413
 ©2022, College Park Industries, Inc. All rights reserved.

 **orbit**®




The world does revolve around you. The new Orbit foot was designed to provide smooth rotation and rollover. College Park's unique, built-in torsion feature has integrated energy return, which can improve comfort for golf, baseball, tennis, and more! The durable Orbit offers an incredibly low profile and total rotation range of 40°. This foot also incorporates College Park's composite expertise in a carbon fiber design, helping to provide a dynamic response during low to high impact activities.



OPTIMIZED FOR BALANCE

The Orbit's heel spring and curved toe spring were meticulously crafted using stress predictions to increase durability. This foot's design can help provide flexibility, smooth rollover, and enhanced ground contact.

SMOOTH ROLLOVER



ADJUSTABLE TORSION

With 20° of internal and external rotation, the Orbit may restore natural motion that was lost to amputation. It could also help reduce forces to a user's socket and residual limb. Prosthetists are able to quickly adjust torsion resistance with a 4mm hex wrench.



INTEGRATED ENERGY IN LOW PROFILE

College Park's innovative torsion mechanism uses a ball bearing design to provide energy return during transverse rotation. This low-profile foot aims to help a wide range of users twist and turn with ease.



TECHNICAL SPECIFICATIONS

FOOT BASE

Carbon Fiber

MOUNTING

Endo

SIZES

21-30 cm

WEIGHT LIMIT

330 lbs (150 kg)

BUILD HEIGHT

21-25 cm	3.7" (9.3 cm)
26-30 cm	3.9" (9.8 cm)

WEIGHT*

895 g

WARRANTY

3 years

L CODES**

L5981, L5984

IMPACT LEVEL



ENVIROSHELL®†



PDAC
APPROVED!

*26 cm model, including pyramid and Enviroshell. **The listing of codes with these products should not be construed as a guarantee for coverage or payment. Ultimate responsibility for the coding of services/products rests with the individual practitioner.

† Caucasian, Tan, Brown or Jet Black.

