



ADAM'S HAND

With basic warranty included, as specified on the price list

AH02 – C D Y – EE

C = Side

L = Left
R = Right

D = Size

S = Small
M = Medium

Y = Wrist

1 = QDW
3 = Short Wrist

EE = Color

Basic (1 color)			Advanced* (3 colors)	Individual* (5 colors)
Jet Black		B1	A0	I0
Clear White		W1		
Natural skin tone 1		N1		
Natural skin tone 2		N2		
Natural skin tone 3		N3		
Natural skin tone 4		N4		
Natural skin tone 5		N5		
Natural skin tone 6		N6		
Natural skin tone 7		N7		
Natural skin tone 8		N8		
Natural skin tone 9		N9		
Use the Basic Color Swatch (CS01)			Use the Complete Color Swatch (CS02)	



Basic glove

Advanced glove

Individual glove

	Basic glove		Advanced glove											Individual glove		Q.ty	
	Size	Wrist	Color											Demo Hand*?			
Left Hand	• Small	<input type="checkbox"/> QDW	B1	W1	N1	N2	N3	N4	N5	N6	N7	N8	N9	A0	I0	<input type="checkbox"/> Yes	
	• Medium	<input type="checkbox"/> Short	<input type="checkbox"/>	<input type="checkbox"/>	<input type="checkbox"/>	<input type="checkbox"/>	<input type="checkbox"/>	<input type="checkbox"/>	<input type="checkbox"/>	<input type="checkbox"/>	<input type="checkbox"/>	<input type="checkbox"/>	<input type="checkbox"/>	<input type="checkbox"/>	<input type="checkbox"/>	<input type="checkbox"/> No	
Right Hand	• Small	<input type="checkbox"/> QDW	B1	W1	N1	N2	N3	N4	N5	N6	N7	N8	N9	A0	I0	<input type="checkbox"/> Yes	
	• Medium	<input type="checkbox"/> Short	<input type="checkbox"/>	<input type="checkbox"/>	<input type="checkbox"/>	<input type="checkbox"/>	<input type="checkbox"/>	<input type="checkbox"/>	<input type="checkbox"/>	<input type="checkbox"/>	<input type="checkbox"/>	<input type="checkbox"/>	<input type="checkbox"/>	<input type="checkbox"/>	<input type="checkbox"/>	<input type="checkbox"/> No	

* To order the **Advanced** or the **Individual** Adam's Skin Glove, select the corresponding color code (respectively **A0** or **I0**) and then choose the glove colors by following the process explained on the next page.

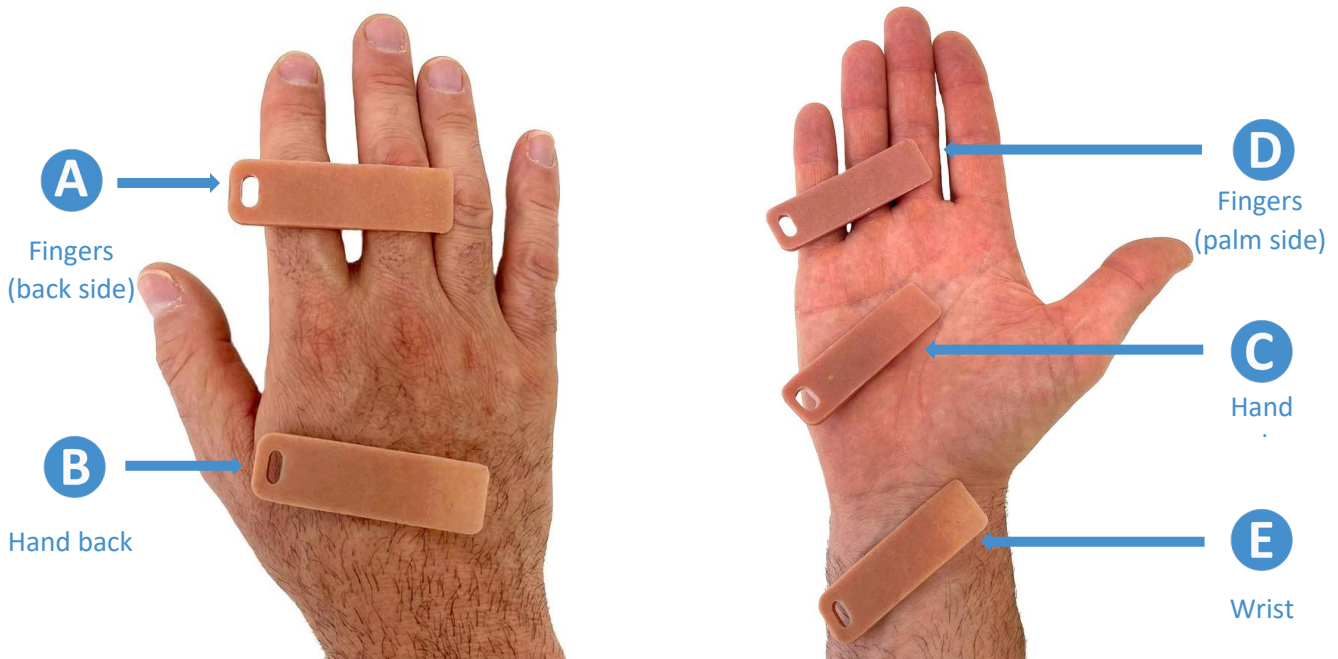
+ **Demonstration purpose only**, not for users.



How to complete the order of your Adam's Skin Advanced or Individual Glove

Follow the instructions below to choose the glove colors:

- Place our **Complete Color Swatch (CS02)** on the palm and on the back of the user's contralateral limb, as shown in the following photos, and fill in the table below with the codes of the **colors samples (I01 - I24)** and the corresponding **color strength*** which best match user's skin tones:
 - in case you want to order the **Advanced (A0)** glove, indicate the codes of the **3 colors samples** in positions **A, B** and **C** in the images below with the corresponding **color strength**;
 - in case you want to order the **Individual (I0)** glove, indicate the codes of the **5 colors samples** in positions **A, B, C, D** and **E** in the images below with the corresponding **color strength**.

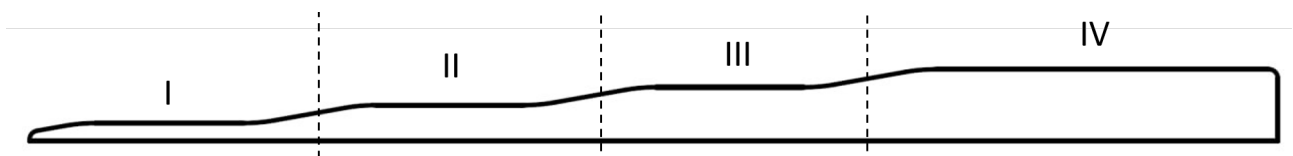


INDIVIDUAL (5 colors)

Include hair
(only for Individual glove)

		INDIVIDUAL (5 colors)				
		A	B	C	D	E
		Fingers (back)	Hand back	Hand palm	Fingers (palm)	Wrist
Left Hand	Color sample	I__	I__	I__	I__	I__
	Color strength	I II III IV <input type="checkbox"/> <input type="checkbox"/> <input type="checkbox"/> <input type="checkbox"/>	I II III IV <input type="checkbox"/> <input type="checkbox"/> <input type="checkbox"/> <input type="checkbox"/>	I II III IV <input type="checkbox"/> <input type="checkbox"/> <input type="checkbox"/> <input type="checkbox"/>	I II III IV <input type="checkbox"/> <input type="checkbox"/> <input type="checkbox"/> <input type="checkbox"/>	I II III IV <input type="checkbox"/> <input type="checkbox"/> <input type="checkbox"/> <input type="checkbox"/>
Right Hand	Color sample	I__	I__	I__	I__	I__
	Color strength	I II III IV <input type="checkbox"/> <input type="checkbox"/> <input type="checkbox"/> <input type="checkbox"/>	I II III IV <input type="checkbox"/> <input type="checkbox"/> <input type="checkbox"/> <input type="checkbox"/>	I II III IV <input type="checkbox"/> <input type="checkbox"/> <input type="checkbox"/> <input type="checkbox"/>	I II III IV <input type="checkbox"/> <input type="checkbox"/> <input type="checkbox"/> <input type="checkbox"/>	I II III IV <input type="checkbox"/> <input type="checkbox"/> <input type="checkbox"/> <input type="checkbox"/>

* **Color strength (I, II, III or IV)** is related to the thickness of the color sample. Use the image below as a reference. **Note:** the glove's thickness is not affected by the color strength – only the glove's color is.





2. Place user's contralateral limb on a white sheet of paper in a well-lit environment, and take the following photos, in order to guide us when manufacturing the glove:

A - Hand palm



B - Hand back



C - Hand internal side



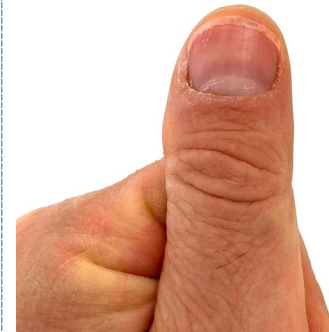
D - Hand external side



E - Fingers - detail



F - Thumb - detail



Notes:

- compared to the Advanced glove, the Individual one also reports particulars such as **blood vessels, freckles, hair (if selected) and similar details**. Please, in addition to the previous photos, **take any other photo which can help us to better define these details**.
- In case the user is a bilateral amputee, take **two photos of the front and the back of his/her stump**.

3. E-mail us the photos taken at point 2. together with the filled order form.



SPARE PARTS - Adam's Hand

Adam's Skin glove

To order one or more **Adam's Skin Glove**, follow the same process indicated on the previous pages for the Adam's Hand.

	Side	Size	Color													Q.ty
			B1	W1	N1	N2	N3	N4	N5	N6	N7	N8	N9	A0	I0	
Glove 01	• Right	• Small	B1	W1	N1	N2	N3	N4	N5	N6	N7	N8	N9	A0	I0	
	• Left	• Medium	<input type="checkbox"/>	<input type="checkbox"/>	<input type="checkbox"/>	<input type="checkbox"/>	<input type="checkbox"/>	<input type="checkbox"/>	<input type="checkbox"/>	<input type="checkbox"/>	<input type="checkbox"/>	<input type="checkbox"/>	<input type="checkbox"/>	<input type="checkbox"/>	<input type="checkbox"/>	
Glove 02	• Right	• Small	B1	W1	N1	N2	N3	N4	N5	N6	N7	N8	N9	A0	I0	
	• Left	• Medium	<input type="checkbox"/>	<input type="checkbox"/>	<input type="checkbox"/>	<input type="checkbox"/>	<input type="checkbox"/>	<input type="checkbox"/>	<input type="checkbox"/>	<input type="checkbox"/>	<input type="checkbox"/>	<input type="checkbox"/>	<input type="checkbox"/>	<input type="checkbox"/>	<input type="checkbox"/>	
Glove 03	• Right	• Small	B1	W1	N1	N2	N3	N4	N5	N6	N7	N8	N9	A0	I0	
	• Left	• Medium	<input type="checkbox"/>	<input type="checkbox"/>	<input type="checkbox"/>	<input type="checkbox"/>	<input type="checkbox"/>	<input type="checkbox"/>	<input type="checkbox"/>	<input type="checkbox"/>	<input type="checkbox"/>	<input type="checkbox"/>	<input type="checkbox"/>	<input type="checkbox"/>	<input type="checkbox"/>	

INDIVIDUAL (5 colors)

		ADVANCED (3 colors)																			
		A				B				C				D				E			
		Fingers (back)				Hand back				Hand palm				Fingers (palm)				Wrist			
Glove 01	Color sample	I__				I__				I__				I__				I__			
	Color strength	<input type="checkbox"/>	<input type="checkbox"/>	<input type="checkbox"/>	<input type="checkbox"/>	<input type="checkbox"/>	<input type="checkbox"/>	<input type="checkbox"/>	<input type="checkbox"/>	<input type="checkbox"/>	<input type="checkbox"/>	<input type="checkbox"/>	<input type="checkbox"/>	<input type="checkbox"/>	<input type="checkbox"/>	<input type="checkbox"/>	<input type="checkbox"/>	<input type="checkbox"/>	<input type="checkbox"/>		
Glove 02	Color sample Thickness	I__				I__				I__				I__				I__			
	Color strength	<input type="checkbox"/>	<input type="checkbox"/>	<input type="checkbox"/>	<input type="checkbox"/>	<input type="checkbox"/>	<input type="checkbox"/>	<input type="checkbox"/>	<input type="checkbox"/>	<input type="checkbox"/>	<input type="checkbox"/>	<input type="checkbox"/>	<input type="checkbox"/>	<input type="checkbox"/>	<input type="checkbox"/>	<input type="checkbox"/>	<input type="checkbox"/>	<input type="checkbox"/>	<input type="checkbox"/>		
Glove 03	Color sample Thickness	I__				I__				I__				I__				I__			
	Color strength	<input type="checkbox"/>	<input type="checkbox"/>	<input type="checkbox"/>	<input type="checkbox"/>	<input type="checkbox"/>	<input type="checkbox"/>	<input type="checkbox"/>	<input type="checkbox"/>	<input type="checkbox"/>	<input type="checkbox"/>	<input type="checkbox"/>	<input type="checkbox"/>	<input type="checkbox"/>	<input type="checkbox"/>	<input type="checkbox"/>	<input type="checkbox"/>	<input type="checkbox"/>	<input type="checkbox"/>		

Basic Color Swatch



Code: CS01

Q.ty: _____

Complete Color Swatch



Code: CS02

Q.ty: _____



WRIST LAMINATION KIT



Code	Lamination Ring size	Q.ty
WL01-45	45 mm	
WL01-50	50 mm	

- Which includes:
- Lamination Ring
 - Coupling Piece
 - 6-band Coaxial Plug

SPARE PARTS - Wrist Lamination Kit

Lamination Ring

Code	Size	Q.ty
LR01-45	45 mm	
LR01-50	50 mm	

Coupling Piece

Code: CPIE

Q.ty: _____

6-band Coaxial Plug

Code: CPLU

Q.ty: _____

SHORT WRIST LAMINATION KIT



Code: WL03
Q.ty: _____



BATTERY PACK



Color	Cable length	Code	Q.ty
Beige	20 cm	BP02-P-20	
	60 cm	BP02-P-60	
White	20 cm	BP02-W-20	
	60 cm	BP02-W-60	
Black	20 cm	BP02-B-20	
	60 cm	BP02-B-60	

Which includes:

- 2x ThunderCell Battery
- 1x ThunderCell Battery Receptacle
- 1x ThunderCell Battery Cable for Receptacle
- 1x ThunderCell Battery Lamination Kit
- 1x ThunderCell Battery charger - Wall charger
- 1x ThunderCell Battery charger - Car charger

SPARE PARTS - Battery Pack

ThunderCell Battery

Color	Code	Q.ty
Beige	EB02-P	
White	EB02-W	
Black	EB02-B	

ThunderCell Battery Receptacle

Color	Code	Q.ty
Beige	ES01-P	
White	ES01-W	
Black	ES01-B	

ThunderCell Battery Cable for Receptacle

Length	Code	Q.ty
20 cm	TC01-20	
60 cm	TC01-60	

ThunderCell Battery Wall Charger

Code: BC01
Q.ty: _____

ThunderCell Battery Car Charger

Code: BC02
Q.ty: _____



ELECTRODE PACK



Hz	Cable length	Code	Q.ty
50	30 cm	EP02-50-030	
50	60 cm	EP02-50-060	
60	30 cm	EP02-60-030	
60	60 cm	EP02-60-060	

Which includes:

- 1x Wave Electrode + 1x Gain Adjustment Tool
- 1x Wave Electrode cable
- 2x Wave Electrode spare Suspension legs
- 1x Electrode Fabrication Kit

SPARE PARTS - Electrode Pack

Wave Electrode

Hz	Code	Q.ty
50	AE02-50	
60	AE02-60	

Wave Electrode Cable

Cable length	Code	Q.ty
30 cm	AEC-030	
60 cm	AEC-060	

Wave Electrode Fabrication Kit


Code: MKAE00
Q.ty: _____

Wave Electrode spare suspension legs

Code: SL01
Q.ty: _____



REMOTE ELECTRODE PACK



Hz	Cable length	Code	Q.ty
50	30 cm	EP03-50-030	
50	60 cm	EP03-50-060	
60	30 cm	EP03-60-030	
60	60 cm	EP03-60-060	

Which includes:

- 1x Analog Amplifier + 1x Gain Adjustment Tool
- 3x small Remote Wave Electrode Domes
- 3x medium Remote Wave Electrode Domes
- 1x Wave Electrode Cable
- 1x Remote Wave Electrode Fabrication Kit

SPARE PARTS - Remote Electrode Pack

Analog Amplifier

Hz	Code	Q.ty
50	AA03-50	
60	AA03-60	

Wave Electrode Cable

Cable length	Code	Q.ty
30 cm	AEC-030	
60 cm	AEC-060	

Remote Wave Electrode Fabrication Kit

Code: MKAE03
Q.ty: _____

Remote Wave Electrode Domes (3 pcs. in each pack)

Thickness	Code	Pack Q.ty
2.5 mm	ED03-S	
3.5 mm	ED03-M	

COAPT ControlSeal™ domes and hardware (6 pcs. in each pack)

Size	Code	Pack Q.ty
Regular	ELSF	
Large	ELSG	



DEMO UNIT



Code: DU01

Q.ty: _____

MYO UNIT



Code: MU01

Q.ty: _____

TOOLBOX



Which includes:

- 3x Torx screwdrivers (TX6, TX8, TX10);
- Replacement screws (5x M2, 5x M2.5, 5x M3);
- Electrode tool;
- Tweezers;
- Wire cutter;
- Thread locker;
- Biocompatible glue;
- Silicone Compound;
- ESD gloves (M size);
- Basic Color Swatch for Adam's Skin glove (CS01);
- QDW adjustment tool;

Code: T001

Q.ty: _____